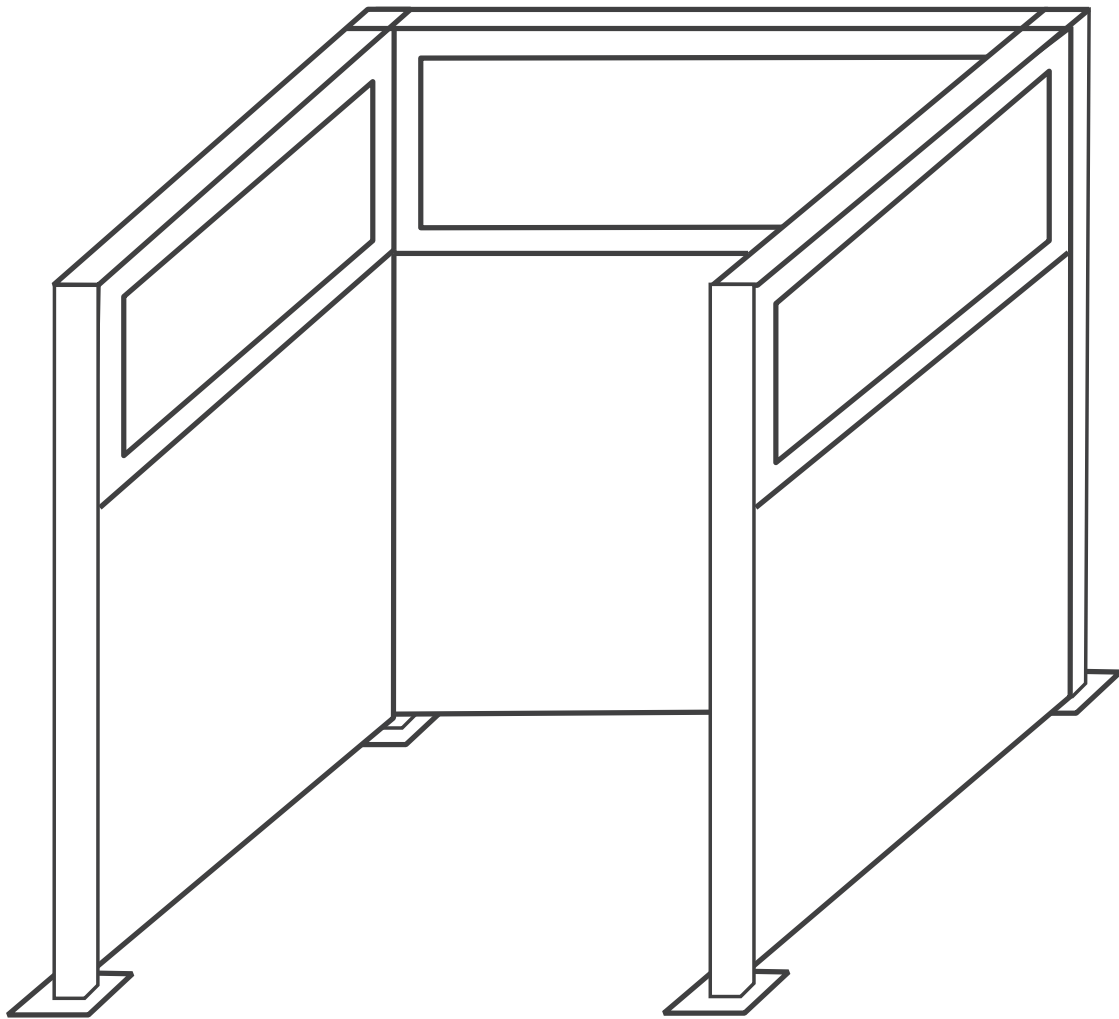


# HUSH PANEL (Configurable Cubicle Partition)



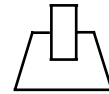
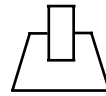
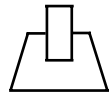
P: 1.800.830.0210  
F: 1.800.310.4874

**VERSARE**  
[www.versare.com](http://www.versare.com)

3236 California St. NE  
Minneapolis, MN 55418

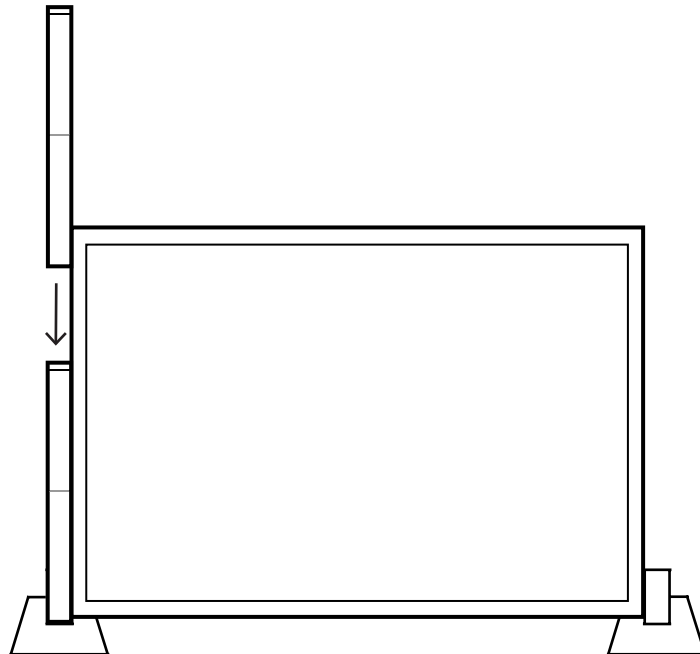
1

Building with the Hush Panel system is easy. A good starting point is to arrange the feet first.



2

Next, place the panel between the feet, and slide the posts through the panel and into the feet.



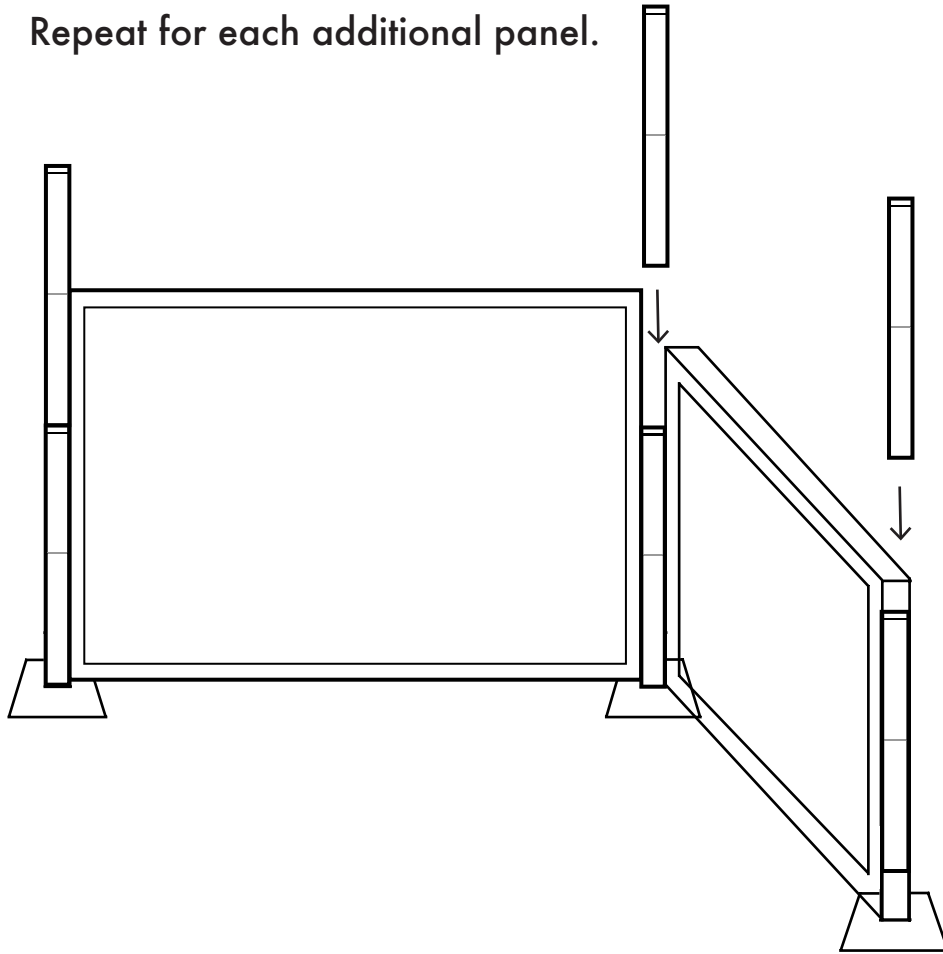
P: 1.800.830.0210  
F: 1.800.310.4874

**VERSARE**  
[www.versare.com](http://www.versare.com)

3236 California St. NE  
Minneapolis, MN 55418


3

Repeat for each additional panel.



4

The Hush Panel is infinitely expandable, allowing it to grow along with your organization.



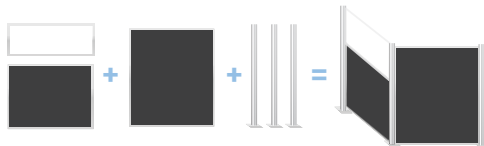
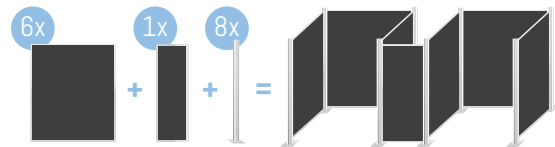
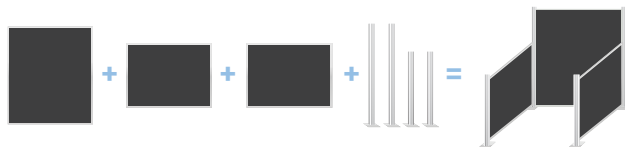
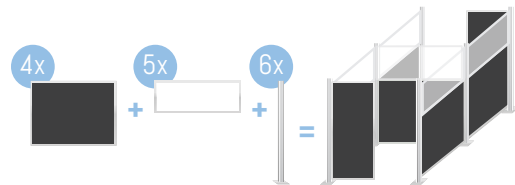
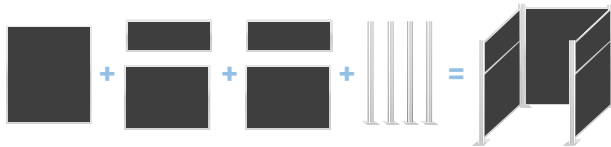
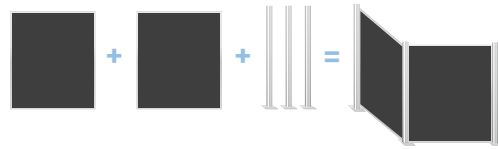
P: 1.800.830.0210  
F: 1.800.310.4874

**VERSARE**  
[www.versare.com](http://www.versare.com)

3236 California St. NE  
Minneapolis, MN 55418

5

There are many possible arrangements.



All complete!  
We hope you enjoy your new  
Hush Panels!

If you have any questions on your Hush Panels,  
please contact us at  
1.800.830.0210 or  
customerservice@versare.com



P: 1.800.830.0210  
F: 1.800.310.4874

**VERSARE**  
www.versare.com

3236 California St. NE  
Minneapolis, MN 55418